


# Aquaporin og DTU Miljø

Agata Zarebska, DTU Miljø  
Michael Holm Møller, Aquaporin

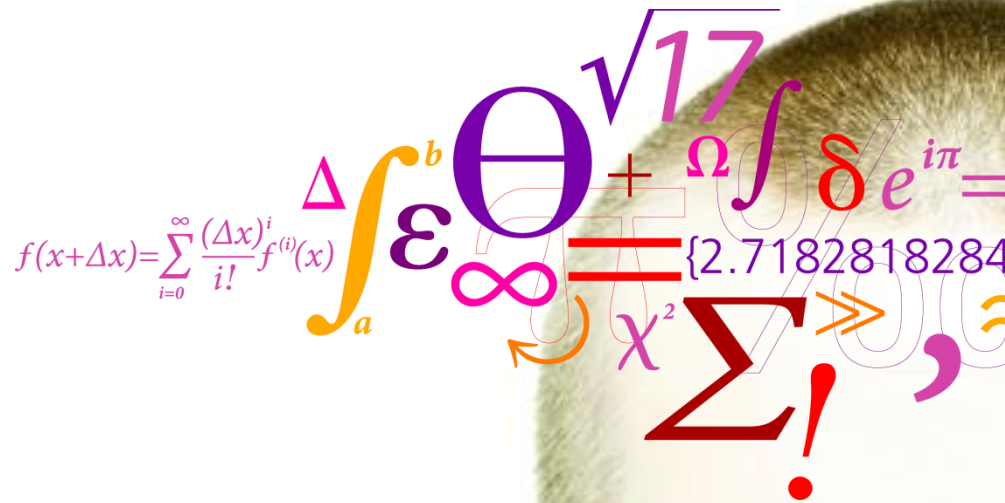


# Combined forward osmosis and membrane distillation

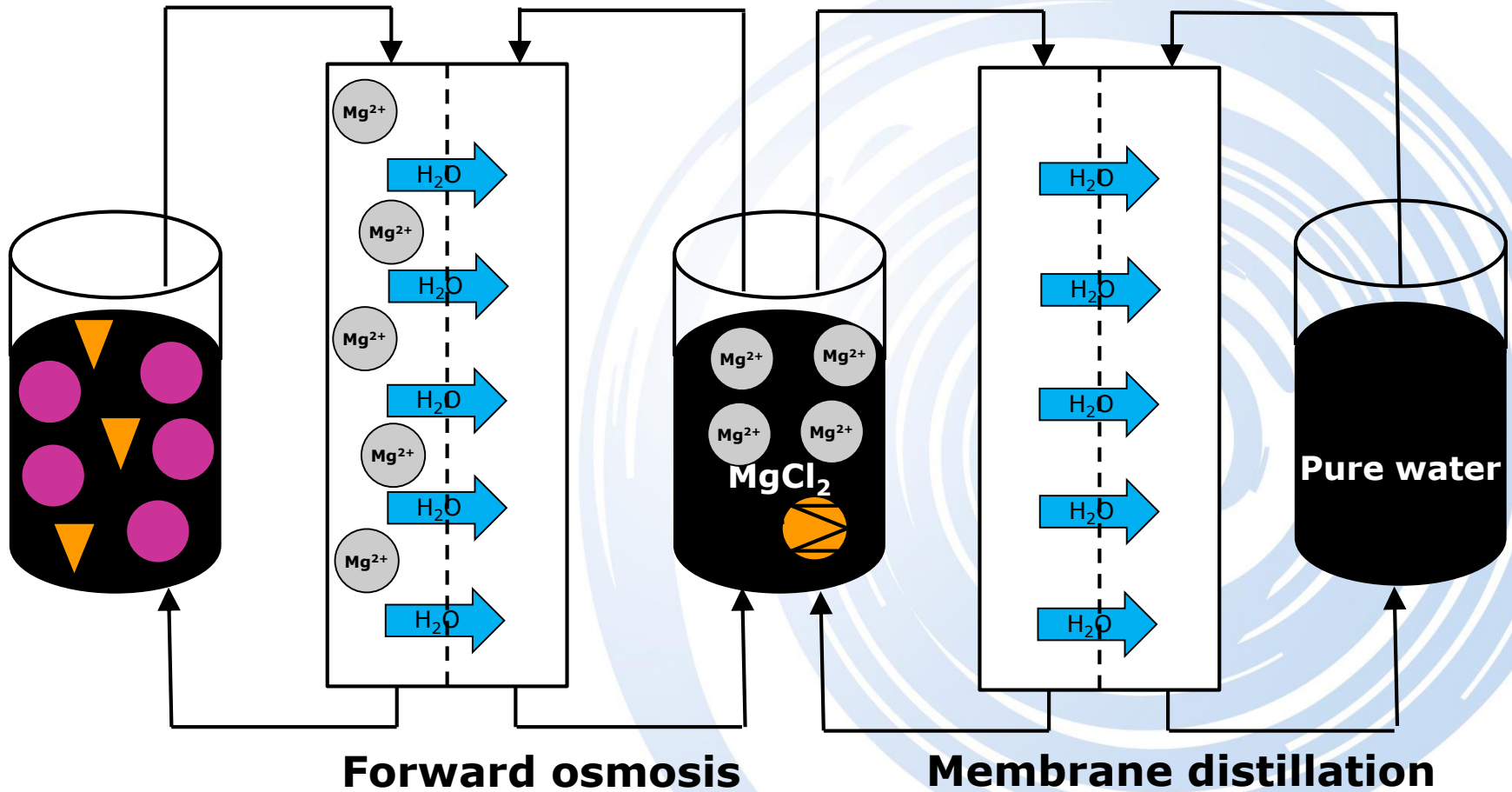
***Agata Zarebska<sup>1</sup>, Jörg Vogel<sup>2</sup>,  
Michael Holm Møller<sup>2</sup>, Oliver  
Geschke<sup>2</sup>, Claus-Helix-Nielsen<sup>1,2</sup>***

<sup>1</sup> Dept. of Environmental Eng.

<sup>2</sup> Aquaporin A/S



# Hybrid process: Forward osmosis-Membrane Distillation



# Forward Osmosis



## Forward osmosis

- ☺ No need of high hydraulic pressure
- ☺ Reduced fouling & simple cleaning


## Membrane distillation

- ☺ Low energy consumption (utilized excess of heat)
- ☺ Water production & draw solution regeneration



**Acknowledgement: *Kuiling Li***

# Forward Osmosis

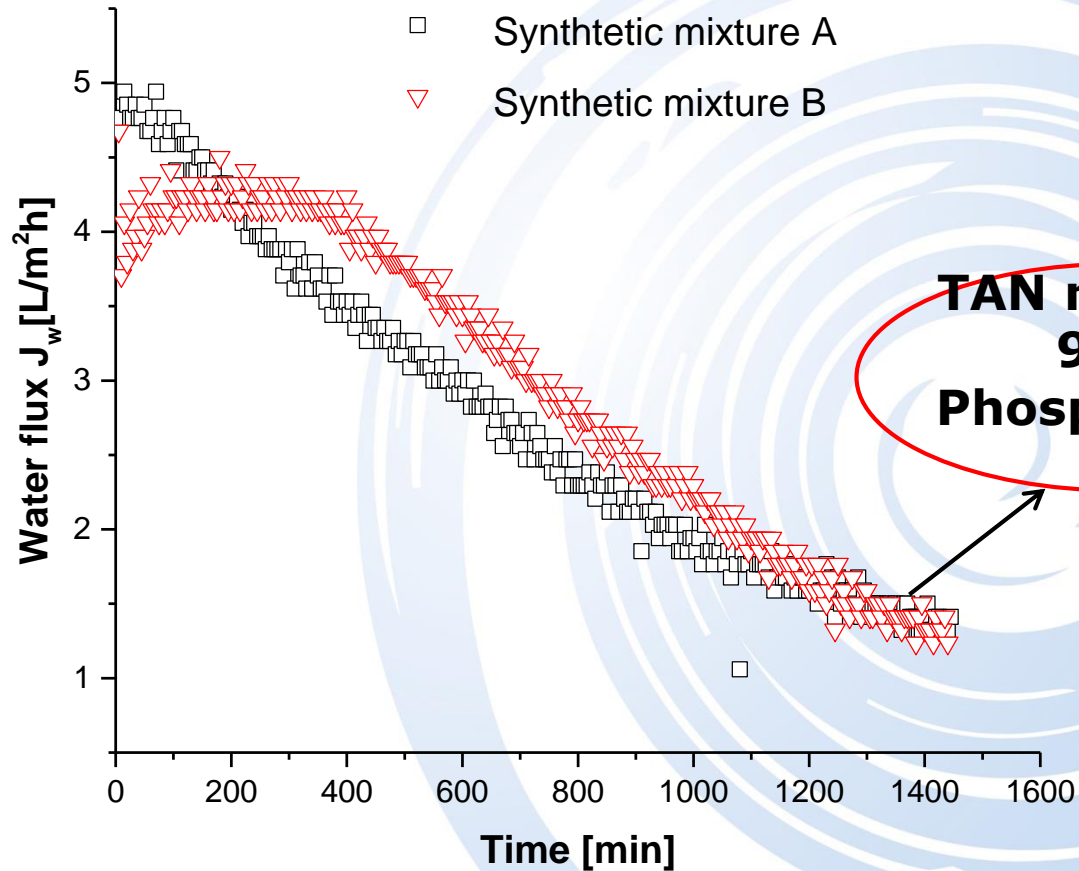


## Operating conditions


- **Feed:** Synthetic mixture 2L
- **Draw solution:**  $\text{MgCl}_2$  0.66 M 2L
- **Membrane:** Aquaporin Inside™
- **Temperature:** 24 °C
- **Experiments time:** 24 h
- **Velocity:** 8.3 cm/s

**Acknowledgement:** *Rajath Sathyadev Rajmohan*

# Forward Osmosis: Results



# Membrane distillation

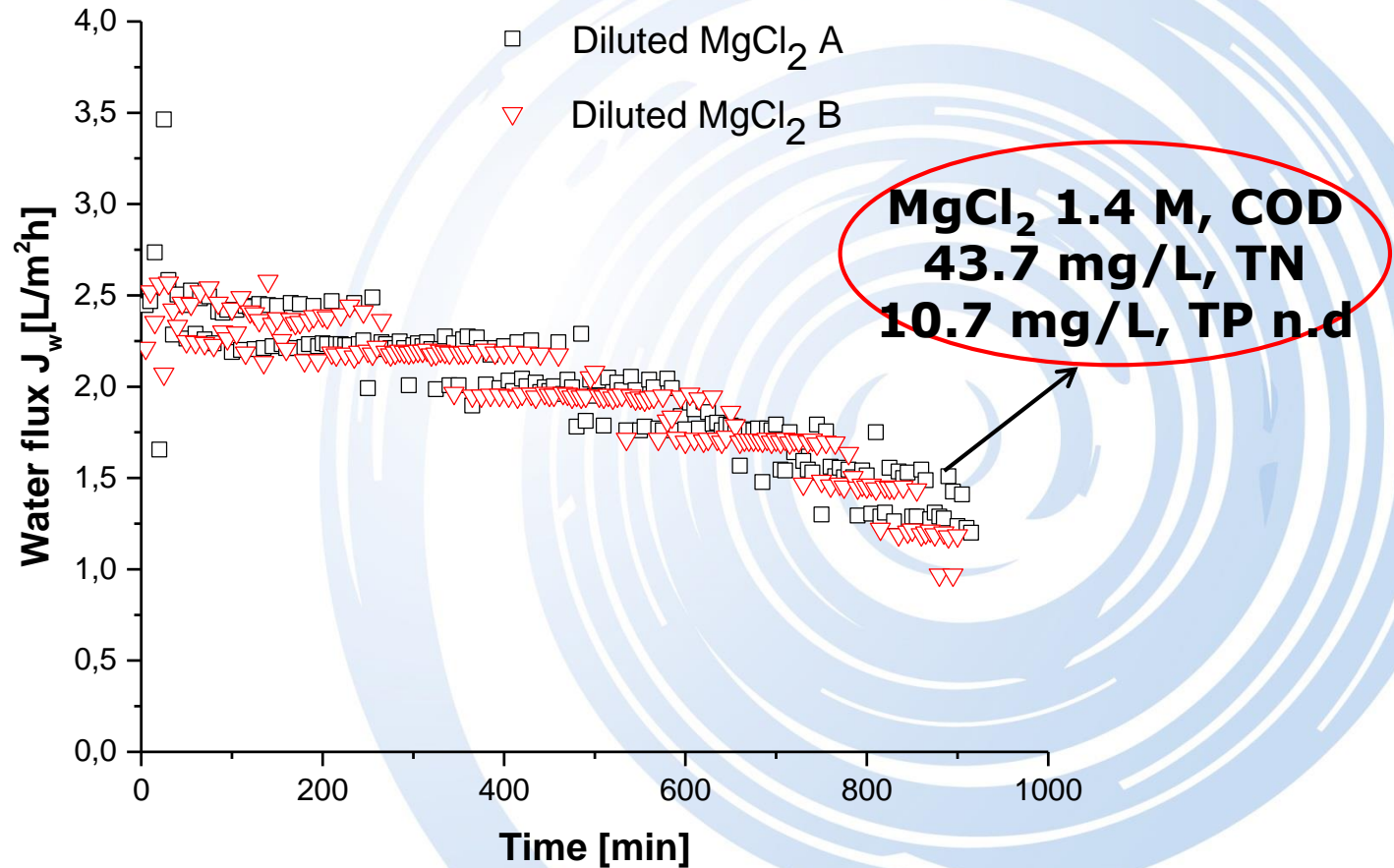


## Operating conditions

- **Feed:** Diluted  $\text{MgCl}_2$  (0.43M) coming from FO experiments with synthetic mixture
- **Distillate:** DI water
- **Membrane:** PTFE hollow fibers
- **Temperature Feed<sub>inlet</sub>:** 55 °C
- **Temperature Distillate<sub>inlet</sub>:** 22 °C
- **Velocity Feed:** 0.6 m/s
- **Velocity Distillate:** 0.03 m/s
- **Experiments time:** 15 h

**Acknowledgement:** *Agnieszka Niedzielska*

# Membrane distillation: Results





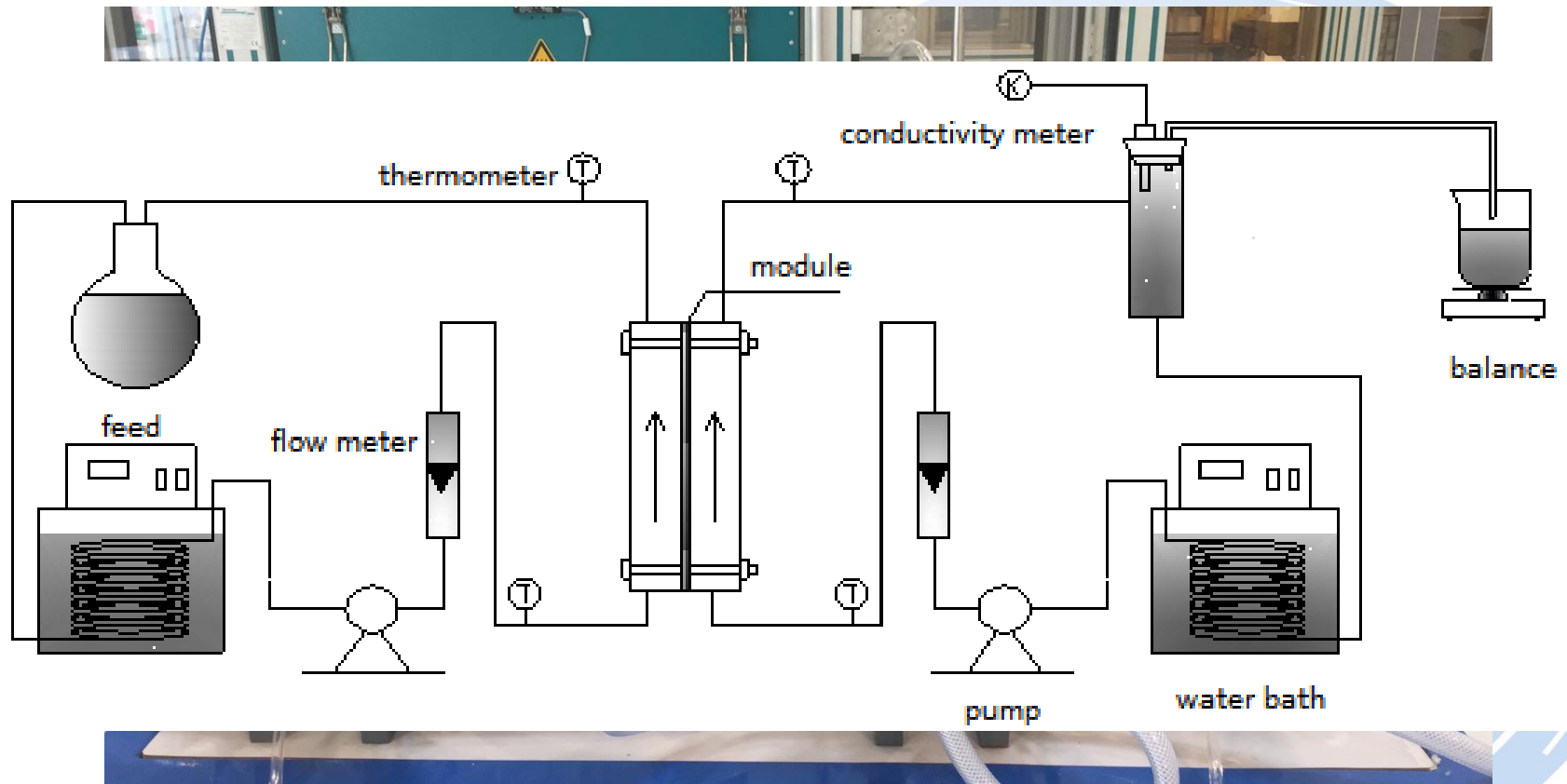
# MEM-FO: progress

		Mid-April	Mid-May	Mid-May	Mid-Juni	Mid-Juni	Mid-Juli	Mid-Juli	Mid-August	Mid-August	Mid-September
Combing FO-MD	Construction of MD setup	X									
	Optimization of operating conditions		X	X	X						
	Conducting experiments		X	X	X						
Data evaluation	Assessing membrane performance						X	X			
	Assessing economic feasibility						X	X			
	Designing pilot plant									X	
Milestones							M1		M2		

**Milestone 1:** Water treatment setup built, operational and optimized.

**Milestone 2:** Data analysis, cost evaluation, design pilot plant.

# MEM-FO: progress



**Membrane distillation setup**

# MEM-FO: experimental plan

## Starting parameters

- ❖ Temperatures: Feed = 40 ° C / distillate = 20 ° C
- ❖ Module: 1.7x5.5 MiniModule (3M); X-50 PP fibers; active area 0.5 m<sup>2</sup>  
& new developed electrospun polyphenylsulfon nanofiber membrane by DTU Energy
- ❖ Feed: MgCl<sub>2</sub> solution

## Parameters to investigate

- ❖ Flux at 20 ° C difference
  - 1M MgCl<sub>2</sub>
  - 1.5M MgCl<sub>2</sub>
- ❖ Flow speed:
  - How slow can we go ? ( $V_{\text{feed}} < 1.6 \text{ L/min} - 2.5 \text{ L/min} >$ ,  $V_{\text{distillate}} \sim 2.5 \text{ L/min}$ )
  - What is the optimal speed (highest flux) ?
  - Change temperature difference to 10 and 30 ° C

# Thank you for your kind attention



## Acknowledgement

Author want to thank European Fond for economical support.